

KMITL Lifelong Learning Center

Online Training

การส่งผลงานของตัวเองหรือนักเรียนเข้าตรวจ Turnitin
โดยไม่ต้องสร้างการส่งงานหรือห้องเรียน (Class)
สำหรับผู้สอน (Instructors)



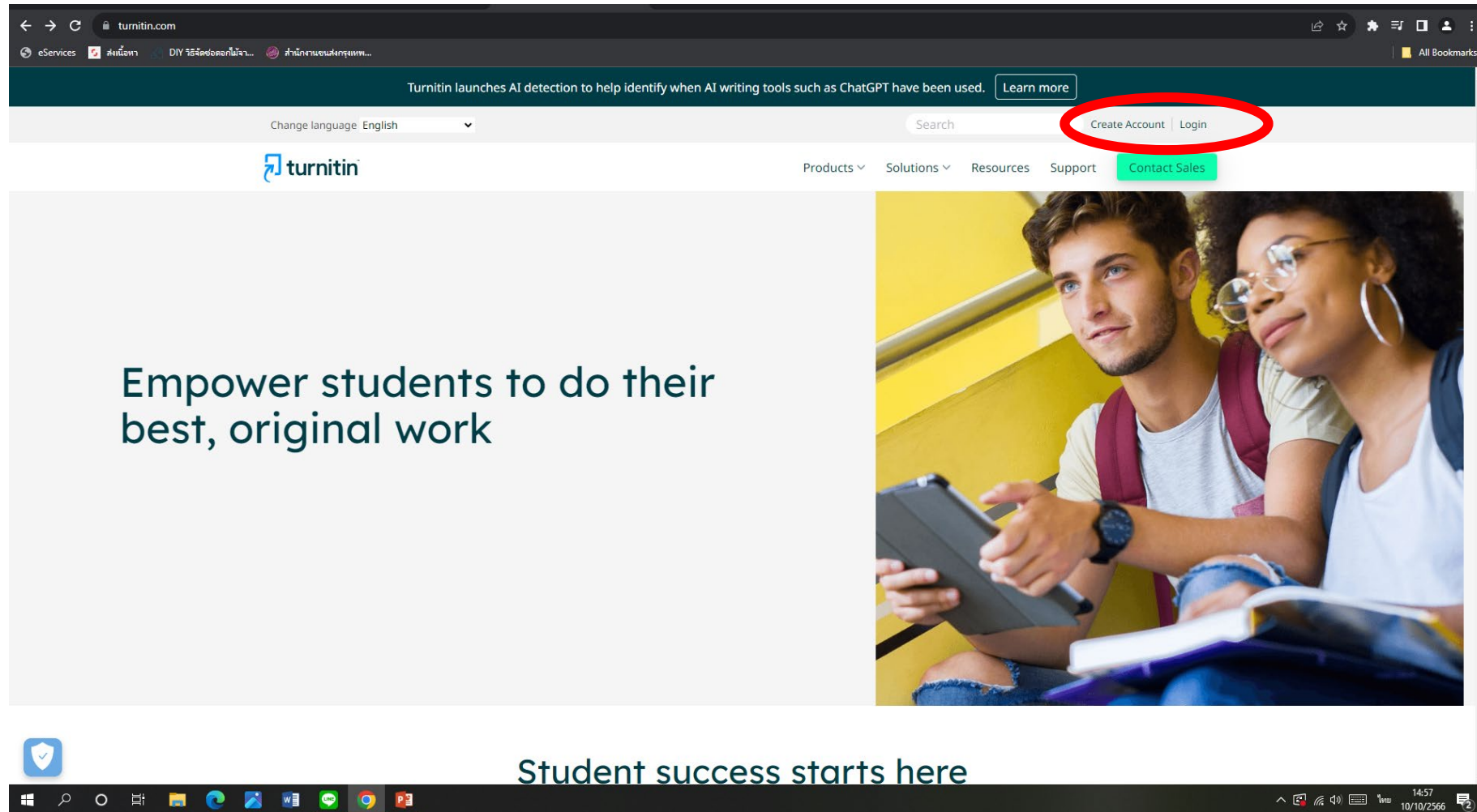
โดย
นางสาวนิภารัตน์ ศรีสุชาติ

การส่งผลงานเข้าตรวจใน Turnitin
โดยไม่ต้องสร้างการส่งงานหรือห้องเรียน (Class)
สำหรับผู้สอน (Instructors)

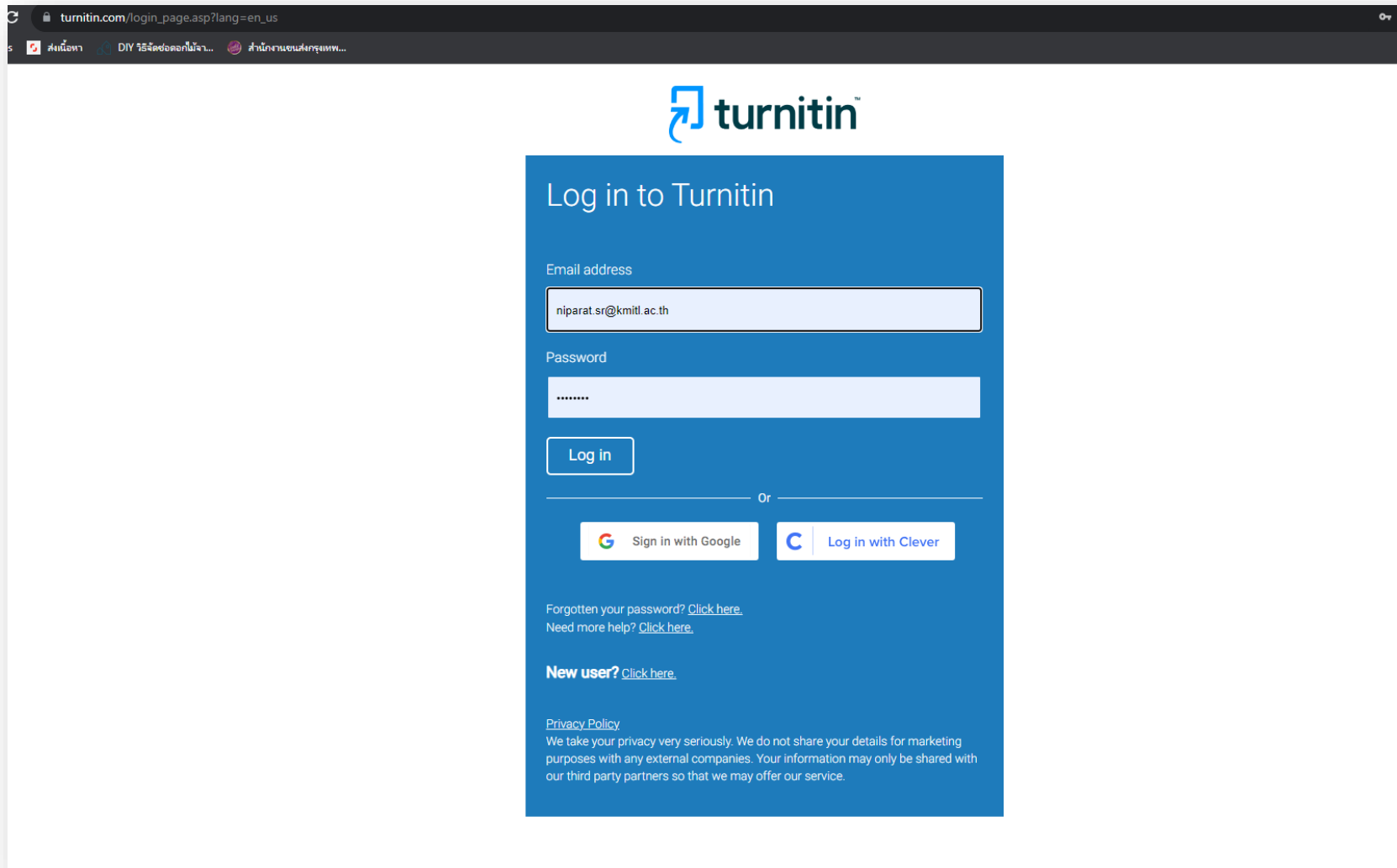
เมนู Quick Submit

Quick Submit เป็นเครื่องมือที่ช่วยให้คุณสามารถอัปโหลดและตรวจสอบเอกสารเพื่อตรวจสอบความคล้ายคลึง โดยไม่ต้อง สร้างการส่งงาน หรือห้องเรียนเฉพาะของคุณ (Class)

1. เข้าสู่ระบบ Turnitin : <http://www.Turnitin.com>




2. กรอก Email และรหัสผ่านของคุณเพื่อเข้าสู่ระบบ Turnitin



turnitin.com/login_page.asp?lang=en_us

ส่นเนื้อหา DIY วิธีจัดซื้อดอกไม้จ... สำนักฯแผนผังฯพ...

 turnitin™



Log in to Turnitin

Email address

Password

Log in

Or

 Sign in with Google  Log in with Clever

Forgotten your password? [Click here.](#)
Need more help? [Click here.](#)

New user? [Click here.](#)

[Privacy Policy](#)
We take your privacy very seriously. We do not share your details for marketing purposes with any external companies. Your information may only be shared with our third party partners so that we may offer our service.

Copyright © 1999 – 2020 Turnitin, LLC. All rights reserved.

3. เลือกคำสั่ง User Info

The screenshot shows the Turnitin instructor dashboard. At the top, the navigation bar includes the user's name 'Niparat Srisuch...', a red circle around the 'User Info' link, 'Messages (124 new)', 'Instructor', 'English', 'Community', 'Help', and 'Logout'. Below the navigation bar, there are buttons for 'All Classes', 'Join Account (TA)', and 'Quick Submit'. The main content area is titled 'NOW VIEWING: HOME' and 'About this page'. A 'Central Library' section contains a table of classes and an '+ Add Class' button. A red notification banner at the top of the table states: 'Note: Your class, "Graduate 2022-2023", is set to expire within 30 days. Expired classes become read-only and are automatically moved into your expired classes folder. You can extend the end date of any class by clicking the class's "edit" icon below.' The table lists various classes with columns for Class ID, Class name, Status, Start Date, End Date, Class Summary, Learning Analytics, Edit, Copy, and Delete.

Class ID	Class name	Status	Start Date	End Date	Class Summary	Learning Analytics	Edit	Copy	Delete
34145521	Graduate 2022-2023	Active	30-Mar-2022	31-Oct-2023					
37111814	ตรวจผลงานวิชาการ 2566	Active	14-Dec-2022	31-Dec-2023					
28974558	Graduate 2564	Expired	11-Apr-2021	01-May-2022					
28825828	Graduate 2021	Expired	01-Jul-2021	31-Oct-2021					
30285241	เค้าโครงวิทยานิพนธ์ (Proposal) และ วิทยานิพนธ์ 1/2...	Expired	19-Jul-2021	21-Jan-2022					
32317238	Training 2022	Expired	31-Oct-2021	30-Jul-2023					
33002839	Graduate 2022	Expired	04-Jan-2022	30-Sep-2022					
34145477	Thesis AND Proposal 1 / 2022	Expired	30-Mar-2022	30-Apr-2022					
37111590	Thesis 1/2565	Expired	14-Dec-2022	18-Jun-2023					

Copyright © 1998 – 2023 Turnitin, LLC. All rights reserved. (Privacy Policy)

Helpdesk Research Resources

3. วิธีเรียกเมนู Quick submit มาใช้งาน

The screenshot shows the Turnitin user profile page. At the top right, the user's name 'Niparat Srisuchat' and 'User Info' are visible. A green callout bubble labeled '1' points to the 'User Info' link. On the left side, the Turnitin logo and 'All Classes' button are present. A green callout bubble labeled 'ยังไม่ปรากฏเมนู Quick submit' (Menu not yet visible) points to the area below the logo. Below the logo, there is a notification bar that says 'Your user information has been saved.' The main content area is titled 'User Information/Account Settings' and is divided into two columns: 'User Information' and 'Account Settings'. In the 'Account Settings' column, the 'Activate quick submit' option is highlighted with a green callout bubble labeled '2. เลือก Yes' (Select Yes). Below this, the 'File download format' is set to 'Let me choose each time'. A large green callout bubble labeled '3. เลือกลงมาล่างสุด' (Select down to the bottom) points to the bottom of the page.

turnitin™

All Classes Join Account (TA)

Niparat Srisuchat | User Info | Messages (124 new) | Instructor | English | Community | Help | Logout

1 เลือก User Info

ยังไม่ปรากฏเมนู Quick submit

NOW VIEWING: HOME

✔ Your user information has been saved.

About this page
This is your user profile. Use the form below to make changes to your personal information or user preferences. When you are done making changes, confirm your password and click submit.

User Information/Account Settings

User Information

User name
(Must be a valid email address)

niparat.sr@kmitl.ac.th

Change your password
You will be required to log back in with your new password after the change has been saved. Your new password must:

- have a minimum of 12 characters
- include at least one number
- include upper and lower case letters
- include at least one special character (~!@#%&*()-_+=[\];'":<>.,?)

Current password
.....

Forgotten your password?

New password

Confirm new password

Account Settings

Default user type
Administrator

Default submission type
Single file upload

Activate quick submit
No
No
Yes

2. เลือก Yes

25 per page

File download format
Let me choose each time

Show page info
Yes

Send me email updates
Yes

Use class homepage link
No

Link URL

3. เลือกลงมาล่างสุด

3. วิธีเรียกเมนู Quick submit มาใช้งาน

The screenshot shows a web browser window with several tabs. The active tab is a user profile update page. The form contains the following fields and options:

- Forgotten your password?
- New password
- Confirm new password
- Select submit to save your password change.
- Secret question:
- Question answer:
- Last name:
- First name:
- Display names as:
 - First name (Space) Last name (example: John Smith)
 - Last name (Space) First name (example: Smith John)
 - Last name (No space) First name (example: SmithJohn)
- Send me email updates:
- Use class homepage link:
- Link URL:
- Link name:
-

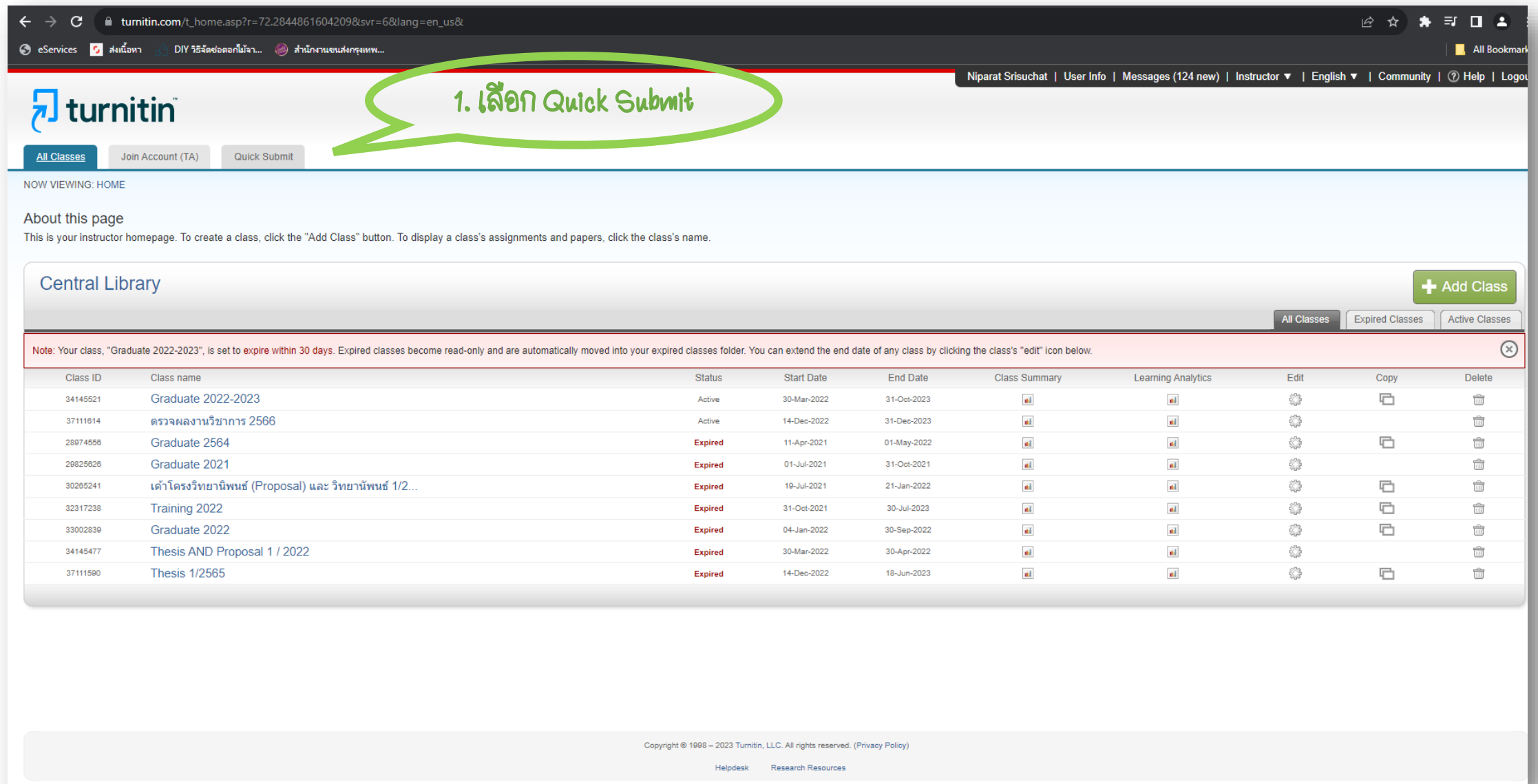
A green callout bubble with the text "4. เลือก Submit" points to the Submit button.

Copyright © 1998 – 2023 Turnitin, LLC. All rights reserved. (Privacy Policy)
[Helpdesk](#) [Research Resources](#)

3. วิธีเรียกเมนู Quick submit มาใช้งาน

The screenshot shows the Turnitin user profile page. At the top, there is a navigation bar with the Turnitin logo and several buttons: 'All Classes', 'Join Account (TA)', and 'Quick Submit'. A green callout bubble points to the 'Quick Submit' button with the text: '5. เมื่อเลือก Submit (4) จะปรากฏเมนู Quick Submit'. Below the navigation bar, there is a message: 'Your user information has been saved.' and a section titled 'About this page' with the text: 'This is your user profile. Use the form below to make changes to your personal information or user preferences. When you are done making changes, confirm your password and click submit.' The main content area is titled 'User Information/Account Settings' and is divided into two columns: 'User Information' and 'Account Settings'. The 'User Information' column contains fields for 'User name' (niparat.sr@kmitl.ac.th), 'Change your password' (with instructions and a green checkmark), 'Current password', 'New password', and 'Confirm new password'. The 'Account Settings' column contains dropdown menus for 'Default user type' (Administrator), 'Default submission type' (Single file upload), 'Items per page' (25), 'File download format' (Let me choose each time), 'Show page info' (Yes), 'Send me email updates' (Yes), 'Use class homepage link' (No), and a 'Link URL' field.

4. ขั้นตอนการส่งงานเข้าตรวจด้วยเมนู Quick submit



The screenshot shows the Turnitin instructor interface. A green callout bubble with the text "1. เลือก Quick Submit" points to the "Quick Submit" button in the top navigation bar. The page title is "Central Library" and it includes a table of class information.

turnitin

All Classes Join Account (TA) Quick Submit

NOW VIEWING: HOME

About this page
This is your instructor homepage. To create a class, click the "Add Class" button. To display a class's assignments and papers, click the class's name.

Central Library + Add Class

All Classes Expired Classes Active Classes

Note: Your class, "Graduate 2022-2023", is set to expire within 30 days. Expired classes become read-only and are automatically moved into your expired classes folder. You can extend the end date of any class by clicking the class's "edit" icon below.

Class ID	Class name	Status	Start Date	End Date	Class Summary	Learning Analytics	Edit	Copy	Delete
34145521	Graduate 2022-2023	Active	30-Mar-2022	31-Oct-2023					
37111614	ตรวจผลงานวิชาการ 2566	Active	14-Dec-2022	31-Dec-2023					
28974556	Graduate 2564	Expired	11-Apr-2021	01-May-2022					
28825626	Graduate 2021	Expired	01-Jul-2021	31-Oct-2021					
30265241	เค้าโครงวิทยานิพนธ์ (Proposal) และ วิทยานิพนธ์ 1/2...	Expired	19-Jul-2021	21-Jan-2022					
32317238	Training 2022	Expired	31-Oct-2021	30-Jul-2023					
33002839	Graduate 2022	Expired	04-Jan-2022	30-Sep-2022					
34145477	Thesis AND Proposal 1 / 2022	Expired	30-Mar-2022	30-Apr-2022					
37111590	Thesis 1/2565	Expired	14-Dec-2022	18-Jun-2023					

Copyright © 1998 – 2023 Turnitin, LLC. All rights reserved. (Privacy Policy)

Helpdesk Research Resources

4. ขั้นตอนการส่งงานเข้าตรวจด้วยเมนู Quick submit

turnitin.com/t_inbox.asp?r=67.3618519942909&svr=6&lang=en_us&aid=quicks submit

eServices ส่งเนื้อหา DIY 15 ขั้นตอนออกไม่จา... สำนักงานเขตพื้นที่...

All Classes Join Account (TA) Quick Submit

NOW VIEWING: HOME > QUICK SUBMIT

About this page
This is your assignment inbox. To view a paper, select the paper's title. To view a Similarity Report, click the paper's Similarity Report icon in the similarity column. A ghosted icon indicates that the Similarity Report has not yet been generated.

Central Library

QUICK SUBMIT | NOW VIEWING: NEW PAPERS

Submit

<input type="checkbox"/>	AUTHOR	TITLE	SIMILARITY	FILE	PAPER ID	DATE
<input type="checkbox"/>	Puris Sornsarut	Luxury Hotel Guest Revisit Intention in ...	7%		2180349430	29-Sep-2023
<input type="checkbox"/>	Hairui Fan	Antecedents to Haidilao Hot Pot Restaura...	10%		2185188997	04-Oct-2023
<input type="checkbox"/>	Paitoon Pimdee	Antecedents to Haidilao Hot Pot Restaura...	31%		2187404446	06-Oct-2023
<input type="checkbox"/>	N S	F14	37%		2172188560	21-Sep-2023
<input type="checkbox"/>	N S	F13	48%		2172187591	21-Sep-2023
<input type="checkbox"/>	N S	F8	74%		2172182599	21-Sep-2023
<input type="checkbox"/>	N S	F12	78%		2172186677	21-Sep-2023
<input type="checkbox"/>	N S	F11	81%		2172185110	21-Sep-2023
<input type="checkbox"/>	N S	F5	96%		2172180579	21-Sep-2023
<input type="checkbox"/>	N S	F2	97%		2172175727	21-Sep-2023
<input type="checkbox"/>	N S	F9	97%		2172183340	21-Sep-2023
<input type="checkbox"/>	N S	F1	97%		2172173413	21-Sep-2023
<input type="checkbox"/>	N S	F3	98%		2172178486	21-Sep-2023
<input type="checkbox"/>	N S	F10	99%		2172183882	21-Sep-2023
<input type="checkbox"/>	N S	F6	99%		2172181336	21-Sep-2023
<input type="checkbox"/>	N S	F4	100%		2172179917	21-Sep-2023

2. เลือก Submit

4. ขั้นตอนการส่งงานเข้าตรวจด้วยเมนู Quick submit

The screenshot shows the Turnitin 'Quick Submit' interface. The page title is 'NOW VIEWING: HOME > QUICK SUBMIT'. Below the title, there is a section 'About this page' with the text 'To customize your search, select from the available databases below.' The main content area is titled 'Customize Your Search' and contains the following instructions: 'To customize your search targets, select the databases you would like to include when comparing papers submitted to this assignment. Click submit to add the assignment to your class homepage.' There are four search options, each with a checked checkbox: 'Search the internet', 'Search student papers', 'Search periodicals, journals, & publications', and 'Search the King Mongkut's Institute of Technology Ladkrabang'. At the bottom of the form, there is a 'Submit papers to:' dropdown menu set to 'no repository' and a 'Submit' button. Handwritten green annotations include: a large bracket on the right side of the search options pointing to a speech bubble '2. เลือกแหล่งที่ต้องการตรวจสอบ'; a speech bubble '3. เลือก no repository' pointing to the dropdown menu; and a speech bubble '4. เลือก Submit' pointing to the 'Submit' button.

turnitin.com/t_custom_search.asp?r=38.7233168328734&svr=6&lang=en_us&aid=109158522

eServices | ส่งเนื้อหา | DIY 15 ขั้นตอนก็ไม่ช้า... | สำนักงานขนส่งกรุงเทพ... | All Bookmarks

Niparat Srisuchat | User Info | Messages (124 new) | Instructor | English | Community | Help | Logout

turnitin™

All Classes | Join Account (TA) | Quick Submit

NOW VIEWING: HOME > QUICK SUBMIT

About this page
To customize your search, select from the available databases below.

Customize Your Search

To customize your search targets, select the databases you would like to include when comparing papers submitted to this assignment. Click submit to add the assignment to your class homepage.

- Search the internet
Includes the current content of relevant internet sources, and also contains content no longer available on the live internet that we have stored in our proprietary database.
- Search student papers
Includes papers submitted to Turnitin. This database contains millions of documents.
- Search periodicals, journals, & publications
Includes content contained within licensed commercial databases; includes many popular periodicals, publications, and academic journals.
- Search the King Mongkut's Institute of Technology Ladkrabang
Includes all papers submitted to the King Mongkut's Institute of Technology Ladkrabang.

Submit papers to:

Submit

2. เลือกแหล่งที่ต้องการตรวจสอบ

3. เลือก no repository

4. เลือก Submit

4. ขั้นตอนการส่งงานเข้าตรวจด้วยเมนู Quick submit

The screenshot shows the Turnitin 'Quick Submit' page. The browser address bar displays the URL: `turnitin.com/t_submit.asp?aid=109158522&svr=6&lang=en_us&tr=37.3632968185401`. The page header includes the Turnitin logo and navigation tabs for 'All Classes', 'Join Account (TA)', and 'Quick Submit'. The main content area is titled 'NOW VIEWING: HOME > QUICK SUBMIT' and features a 'Submit: Single File Upload' dropdown menu. Below this, there are input fields for 'First name' (niparat), 'Last name' (srisuchat), and 'Submission title' (Riskof COVID-19 after natural infection or vaccination). A message states: 'The file you are submitting will not be added to any repository.' Under the heading 'What can I submit?', a file named '1-s2.0-S2352396423003651-main.pdf' is listed with a 'Clear file' button. At the bottom, there are 'Upload' and 'Cancel' buttons. A privacy notice is visible at the very bottom of the form area.

5. เลือก Single File Upload

6. ใส่ชื่อเจ้าของผลงาน

7. ใส่นามสกุลเจ้าของผลงาน

8. ใส่ชื่อชิ้นงาน

9. เลือกไฟล์งานที่ต้องการตรวจ

10. อัปโหลดไฟล์เพื่อตรวจ

4. ขั้นตอนการส่งงานเข้าตรวจด้วยเมนู Quick submit

turnitin.com/t_submit.asp?aid=109158522&svr=6&lang=en_us&r=37.3632968185401

eServices ส่งเนื้อหา DIY วิธีจัดดอกไม้เจ้า... สำนักงานขนส่งกรุงเทพ... The eXpress Lane f... All Boo

All Classes Join Account (TA) Quick Submit

NOW VIEWING: HOME > QUICK SUBMIT

Submit: Single File Upload STEP ● ● ●

Please confirm that this is the file you would like to submit...

Author: niparat srisuchat

Assignment title: Quick Submit

Submission title: Riskof COVID-19 after natural infection or vaccination

File name: 1-s2.0-S2352396423003651-main.pdf

File size: 735.53K

Page count: 12

Word count: 10155

Character count: 52079

Articles

Risk of COVID-19 after natural infection or vaccination

Summary

10. กดยืนยันการส่งไฟล์งานเข้าตรวจ

We take your privacy very seriously. We do not share your details for marketing purposes with any external companies. Your information may only be shared with our third party partners so that we may offer our service.

Confirm Cancel

4. ขั้นตอนการส่งงานเข้าตรวจด้วยเมนู Quick submit



Submit: Single File Upload

STEP ●●●

Congratulations - your submission is complete! This is your digital receipt. You can print a copy of this receipt from within the Document Viewer.

Author:

niparat srisuchat

Assignment title:

Quick Submit

Submission title:

Riskof COVID-19 after natural infection or vaccination

File name:

1-s2.0-S2352396423003651-main.pdf

File size:

735.53K

Page count:

12

Word count:

10155

Character count:

52079

Submission date:

01-Nov-2023 01:56PM (UTC+0700)

Submission ID:

2213975918

« Page 1 »



11. กดเพื่อไปหาสำเนา
ดูรายงานผลการตรวจ

We take your privacy very seriously. We do not share your details for marketing purposes with any external companies. Your information may only be shared with our third party partners that we may offer our service.

[Go to assignment inbox](#)

[Submit another file](#)

4. ขั้นตอนการส่งงานเข้าตรวจด้วยเมนู Quick submit

Feedback Studio - Google Chrome
ev.turnitin.com/app/carta/en_us/?u=1074028124&s=1&o=2213975918&lang=en_us

feedback studio | Niparat Srisuchat | Riskof COVID-19 after natural infection or vaccination | 9 of 18

หน้ารายงานผลการตรวจสอบ

Articles

12. กดเพื่อดูแนวโน้มลดผลการตรวจ

Risk of COVID-19 after natural infection or vaccination

Anne-Marie Rick,^{a,u,*} Matthew B. Laurens,^{b,u} Ying Huang,^c Chenchen Yu,^c Thomas C. S. Martin,^d Carina A. Rodriguez,^e Christina A. Rostad,^f Rebone M. Mabo,^g Lindsey R. Baden,^h Hana M. El Sahly,ⁱ Beatriz Grinsztejn,^j Glenda E. Gray,^k Cynthia L. Gay,^l Peter B. Gilbert,^c Holly E. Janes,^c James G. Kublin,^c Yunda Huang,^c Brett Leav,^m Ian Hirsch,ⁿ Frank Struyf,^o Lisa M. Dunkle,^p Kathleen M. Neuzil,^q Lawrence Corey,^c Paul A. Goepfert,^{r,v} Stephen R. Walsh,^{s,v} Dean Follmann,^{t,v} and Karen L. Kotloff,^{b,v} the NIAID-funded COVID-19 Prevention Network (CoVPN)

^aDepartment of Pediatrics, University of Pittsburgh Medical Center, University of Pittsburgh School of Medicine, Pittsburgh, PA, USA
^bDepartment of Pediatrics, Center for Vaccine Development and Global Health, University of Maryland School of Medicine, Baltimore, MD, USA
^cFred Hutchinson Cancer Center, Seattle, WA, USA
^dDepartment of Infectious Diseases and Global Public Health, University of California San Diego, San Diego, CA, USA
^eMorsani College of Medicine, University of South Florida, Tampa, FL, USA
^fDepartment of Pediatrics, Center for Childhood Infections and Vaccines, Children's Healthcare of Atlanta and Emory University School of Medicine, Atlanta, GA, USA

Check for updates
oa OPEN ACCESS
AI 0%

Page: 1 of 12 | Word Count: 10155 | Text-Only Report | High Resolution On