

# JCR: JOURNAL CITATION REPORTS

[HTTPS://JCR.CLARIVATE.COM/JCR/HOME](https://jcr.clarivate.com/jcr/home)

Presented By KMITL Lifelong Learning Center

Facebook : /kmitllibrary


Line : @clb9379l

E-mail : library@kmitl.ac.th

## The world's leading journals and publisher-neutral data





พิมพ์ชื่อวารสาร/ISSN/สำนักพิมพ์ 🔍



 **Already have a manuscript?**  
Find relevant, reputable journals for potential publication of your research using Manuscript matcher.

[Match my manuscript](#)

See full listings and refine your search by

-  Journals
-  Categories
-  Publishers
-  Countries/Regions

# ปรากฏข้อมูลวารสารที่สืบค้น

JCR YEAR  
2013

## Journal of Applied Research and Technology

ISSN  
1665-6423

EISSN  
N/A

JCR ABBREVIATION  
J APPL RES TECHNOL

ISO ABBREVIATION  
J. Appl. Res. Technol.

ข้อมูลวารสาร

**Journal information**

EDITION  
Science Citation Index Expanded (SCIE)

CATEGORY  
ENGINEERING, ELECTRICAL & ELECTRONIC - SCIE  
ENGINEERING, MULTIDISCIPLINARY - SCIE

LANGUAGES  
ENGLISH

REGION  
MEXICO

1ST ELECTRONIC JCR YEAR  
2009

**Publisher information**

PUBLISHER  
UNIV NACIONAL AUTONOMA MEXICO

ADDRESS  
APARTADO POSTAL 70-399, MEXICO CITY, D.F. 21, MEXICO

PUBLICATION FREQUENCY  
6 issues/year

## Journal's performance

### Journal Impact Factor ค่า impact Factor

The Journal Impact Factor (JIF) is a journal-level metric calculated from data indexed in the Web of Science Core Collection. It should be used with careful attention to the many factors that influence citation rates, such as the volume of publication and citations characteristics of the subject area and type of journal. The Journal Impact Factor can complement expert opinion and informed peer review. In the case of academic evaluation for tenure, it is inappropriate to use a journal-level metric as a proxy measure for individual researchers, institutions, or articles. [Learn more](#)

2013 JOURNAL IMPACT FACTOR  
**0.447**  
[View calculation](#)



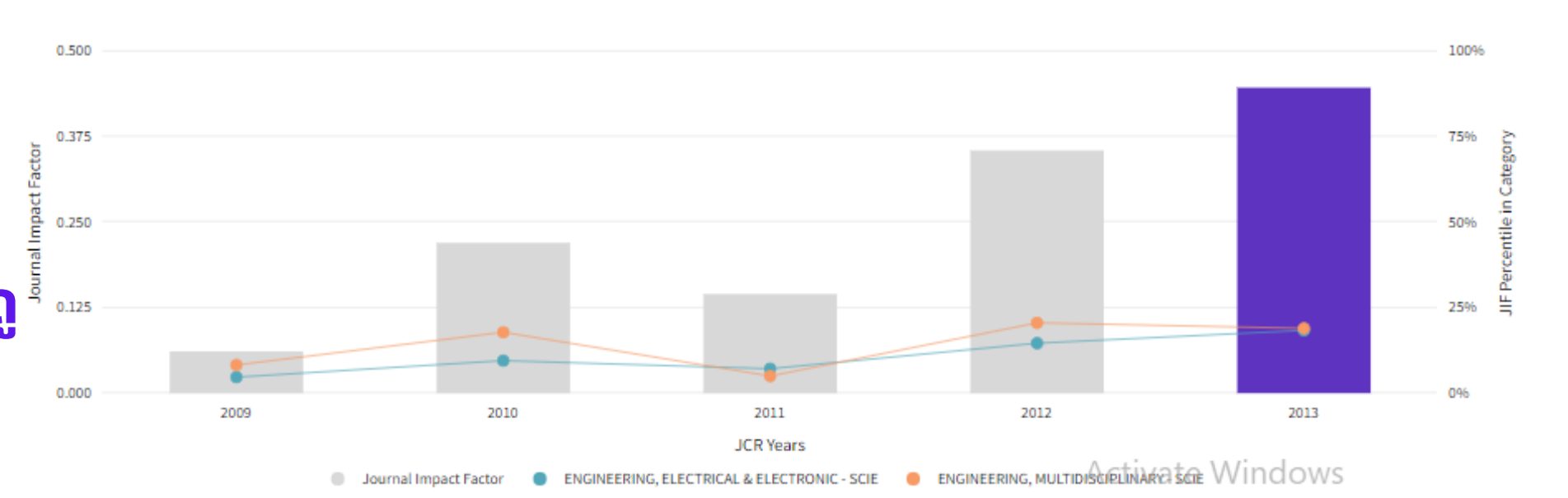
JOURNAL IMPACT FACTOR WITHOUT SELF CITATIONS  
0.175  
[View calculation](#)

เลื่อนลูกศรลงเพื่อดู Quartile



Journal Impact Factor Trend 2013

📄 Export



[View all years](#)

Activate Windows  
Go to Settings to activate Windows.

# ค่า Quartile

## Rank by Journal Impact Factor

Journals within a category are sorted in descending order by Journal Impact Factor (JIF) resulting in the Category Ranking below. A separate rank is shown for each category in which the journal is listed in JCR. Data for the most recent year is presented at the top of the list, with other years shown in reverse chronological order. [Learn more](#)

EDITION

Science Citation Index Expanded (SCIE)

CATEGORY

ENGINEERING, ELECTRIC & ELECTRONIC

203/248

JCR YEAR	JIF RANK	JIF QUARTILE	JIF PERCENTILE	
2013	203/248	Q4	18.35	
2012	208/243	Q4	14.61	
2011	228/245	Q4	7.14	
2010	224/247	Q4	9.51	
2009	235/246	Q4	4.67	

EDITION

Science Citation Index Expanded (SCIE)

CATEGORY

ENGINEERING, MULTIDISCIPLINARY

71/87

JCR YEAR	JIF RANK	JIF QUARTILE	JIF PERCENTILE	
2013	71/87	Q4	18.97	
2012	72/90	Q4	20.56	
2011	86/90	Q4	5.00	
2010	72/87	Q4	17.82	
2009	73/79	Q4	8.23	

Activate Windows

เลื่อนลูกศรลงเพื่อดู Ranking อื่นๆ



3,411 journals<sup>i</sup>

## วิธีที่ 2 Browse จากรายชื่อวารสาร, สาขาวิชา และสำนักพิมพ์

Indicators: Default

Customize

JIF Quartile: Q1



Filter

1

Journal name	ISSN	eISSN	Category	Total Citations	2021 JIF	JIF Quartile	2021 JCI	% of OA Gold
<input type="checkbox"/> CA-A CANCER JOURNAL FOR CLINICIANS	0007-9235	1542-4863	ONCOLOGY - SCIE	61,124	286.130	Q1	68.74	89.16 %
<input type="checkbox"/> LANCET	0140-6736	1474-547X	MEDICINE, GENERAL & INTERNAL - SCIE	403,222	202.731	Q1	21.87	21.98 %
<input type="checkbox"/> NEW ENGLAND JOURNAL OF MEDICINE	0028-4793	1533-4406	MEDICINE, GENERAL & INTERNAL - SCIE	506,071	176.082	Q1	22.47	0.00 %
<input type="checkbox"/> JAMA-JOURNAL OF THE AMERICAN MEDICAL ASSOCIATION	0098-7484	1538-3598	MEDICINE, GENERAL & INTERNAL - SCIE	242,430	157.375	Q1	10.46	1.49 %
<input type="checkbox"/> NATURE REVIEWS MOLECULAR CELL BIOLOGY	1471-0072	1471-0080	CELL BIOLOGY - SCIE	66,072	113.915	Q1	8.39	2.16 %
<input type="checkbox"/> NATURE REVIEWS DRUG DISCOVERY	1474-1776	1474-1784	Multiple	47,615	112.288	Q1	9.76	1.69 %
<input type="checkbox"/> NATURE REVIEWS IMMUNOLOGY	1474-1733	1474-1741	IMMUNOLOGY - SCIE	67,752	108.555	Q1	7.56	1.08 %
<input type="checkbox"/> Lancet Respiratory Medicine	2213-2600	N/A	Multiple	29,214	102.642	Q1	13.32	11.97 %
<input type="checkbox"/> BMJ-British Medical Journal	0959-535X	1756-1833	MEDICINE, GENERAL & INTERNAL - SCIE	183,671	96.216	Q1	7.45	81.56 %
<input type="checkbox"/> NATURE MEDICINE	1078-8956	1546-170X	Multiple	141,867	87.244	Q1	13.00	10.26 %


Activate Windows  
Go to Settings to activate Windows.

14



3,411 journals

# Browse จากชื่อวารสารโดยสามารถเลือกกรองข้อมูลโดยใช้ Filter



JIF Quartile: Q1

**Filter**

- Journals (27,913)
- ISSN/eISSN
- Categories (254)
- Publishers (8,323)
- Country / region (121)
- Citation Indexes
- JCR Year
- Open Access
- JIF Quartile**
- JIF Range
- JCI Range
- JIF Percentile


**JIF Quartile**

Filter on those journals that fall within the selected Quartile(s) when ranked by Journal Impact Factor in a category.

- Quartile 1
- Quartile 2
- Quartile 3
- Quartile 4

**Apply**

	Total Citations	2021 JIF	JIF Quartile	2021 JCI	% of OA Gold
	61,124	286.130	Q1	68.74	89.16 %
ERNAL - SCIE	403,222	202.731	Q1	21.87	21.98 %
ERNAL - SCIE	506,071	176.082	Q1	22.47	0.00 %
ERNAL - SCIE	242,430	157.375	Q1	10.46	1.49 %
	66,072	113.915	Q1	8.39	2.16 %
	47,615	112.288	Q1	9.76	1.69 %
	67,752	108.555	Q1	7.56	1.08 %
	29,214	102.642	Q1	13.32	11.97 %
ERNAL - SCIE	183,671	96.216	Q1	7.45	81.56 %
	141,867	87.244	Q1	13.00	10.26 %
	3,096	86.208	Q1	5.73	92.77 %
	11,951	79.683	Q1	8.55	1.61 %
	51,101	78.297	Q1	5.81	5.26 %
	21,986	77.056	Q1	7.37	22.43 %
	27,820	76.679	Q1	4.03	1.22 %
PATOLOGY -	21,962	73.082	Q1	7.27	5.44 %



Activate Windows. Go to Settings to activate Windows.

# Browse ตามชื่อสาขาวิชา

## Categories by Group

See all 254 Categories

Sort by: Alphabetical

### Agricultural Sciences

Covers multiple aspects of agriculture, including engineering application in agriculture; selection, breeding, and management of livestock and crops; cultivation of plants; the formation, distribution, and utilization of soils; and all aspects of agricultural commodities and the management and policy decisions affecting them.



AGRICULTURAL ECONOMICS & POLICY  
AGRICULTURAL ENGINEERING  
AGRICULTURE, DAIRY & ANIMAL SCIENCE  
AGRICULTURE, MULTIDISCIPLINARY  
AGRONOMY  
HORTICULTURE  
SOIL SCIENCE  
See All 7

NUMBER OF JOURNALS

425

NUMBER OF CITABLE ITEMS

57,608

### Arts & Humanities, Interdisciplinary

NUMBER OF CATEGORIES

8

NUMBER OF JOURNALS

983

NUMBER OF CITABLE ITEMS

34,942

### Biology & Biochemistry

NUMBER OF CATEGORIES

34

NUMBER OF JOURNALS

3,971

NUMBER OF CITABLE ITEMS

750,109

### Chemistry

NUMBER OF CATEGORIES

21

NUMBER OF JOURNALS

2,375

NUMBER OF CITABLE ITEMS

697,416

Activate Windows  
Go to Settings to activate Windows.

# Browse ตามชื่อสำนักพิมพ์

5,241 publishers

Journal name/abbreviation, ISSN/eISSN, category, publisher, country/region

JCR year 2021

Export

Publisher name	Number of journals in 2021	InCites Analysis
Springer Nature (Unified)	2,208	<a href="#">Publisher report</a>
Elsevier (Unified)	2,122	<a href="#">Publisher report</a>
Taylor & Francis (Unified)	2,088	<a href="#">Publisher report</a>
Wiley (Unified)	1,479	<a href="#">Publisher report</a>
WILEY	1,356	<a href="#">Publisher report</a>
ROUTLEDGE JOURNALS, TAYLOR & FRANCIS LTD	1,187	<a href="#">Publisher report</a>
SPRINGER	1,060	<a href="#">Publisher report</a>
Sage (Unified)	920	<a href="#">Publisher report</a>
ELSEVIER	772	<a href="#">Publisher report</a>
TAYLOR & FRANCIS LTD	586	<a href="#">Publisher report</a>
SAGE PUBLICATIONS INC	464	<a href="#">Publisher report</a>
SAGE PUBLICATIONS LTD	428	<a href="#">Publisher report</a>
Oxford University Press (Unified)	416	<a href="#">Publisher report</a>
CAMBRIDGE UNIV PRESS	344	<a href="#">Publisher report</a>
OXFORD UNIV PRESS	318	<a href="#">Publisher report</a>
EMERALD GROUP PUBLISHING LTD	308	<a href="#">Publisher report</a>
SPRINGER HEIDELBERG	301	<a href="#">Publisher report</a>
ELSEVIER SCI LTD	295	<a href="#">Publisher report</a>

Activate Windows  
Go to Settings to activate Windows.

14 ?



# Journal of Applied Research and Technology

1665-6423

N/A

J APPL RES TECHNOL

J. Appl. Res. Technol.

## ดาวน์โหลดเป็นเอกสาร PDF File ด้วยเมนู Export

### Journal information

Science Citation Index Expanded (SCIE)

ENGINEERING, ELECTRICAL &amp; ELECTRONIC - SCIE

ENGINEERING, MULTIDISCIPLINARY - SCIE

ENGLISH

MEXICO

2009

### Publisher information

UNIV NACIONAL AUTONOMA MEXICO

APARTADO POSTAL 70-399, MEXICO  
CITY, D.F. 21, MEXICO

6 issues/year

## Journal's performance

### Journal Impact Factor

The Journal Impact Factor (JIF) is a journal-level metric calculated from data indexed in the Web of Science Core Collection. It should be used with careful attention to the many factors that influence citation rates, such as the volume of publication and citations characteristics of the subject area and type of journal. The Journal

### Journal Impact Factor Trend 2013

0.500

0.275

Activate Windows

Go to Settings to activate Windows.

100%

75%

14 ?



Downloaded on 1/20/2023 14:55:57

## 2013 Journal Performance Data for: Journal of Applied Research and Technology

ISSN <b>1665-6423</b>	EISSN <b>N/A</b>	
JCR ABBREVIATION <b>J APPL RES TECHNOL</b>	ISO ABBREVIATION <b>J. Appl. Res. Technol.</b>	
<b>Journal Information</b>		
EDITION Science Citation Index Expanded (SCIE)	CATEGORY ENGINEERING, ELECTRICAL & ELECTRONIC - SCIE ENGINEERING, MULTIDISCIPLINARY - SCIE	
LANGUAGES ENGLISH	REGION MEXICO	1ST ELECTRONIC JCR YEAR 2009
<b>Publisher Information</b>		
PUBLISHER UNIV NACIONAL AUTONOMA MEXICO	ADDRESS APARTADO POSTAL 70-399, MEXICO CITY, D.F. 21, MEXICO	PUBLICATION FREQUENCY 6 issues/year

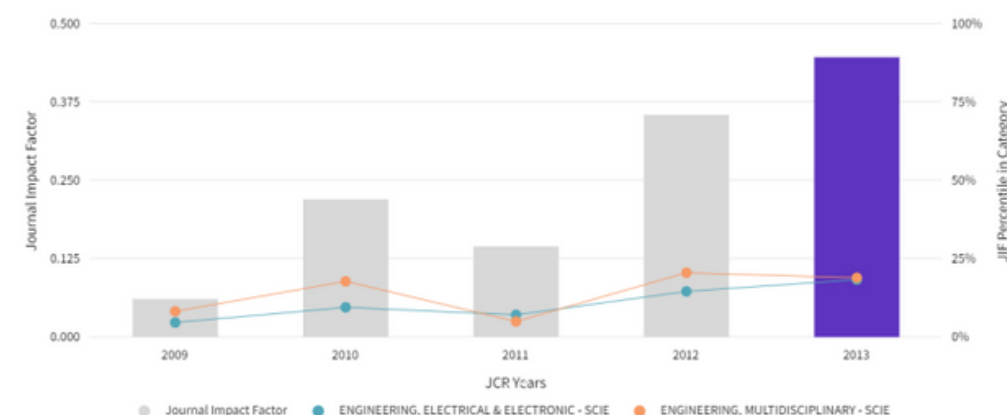
## Journal's Performance

### Journal Impact Factor

The Journal Impact Factor (JIF) is a journal-level metric calculated from data indexed in the Web of Science Core Collection. It should be used with careful attention to the many factors that influence citation rates, such as the volume of publication and citations characteristics of the subject area and type of journal. The Journal Impact Factor can complement expert opinion and informed peer review. In the case of academic evaluation for tenure, it is inappropriate to use a journal-level metric as a proxy measure for individual researchers, institutions, or articles.

2013 JOURNAL IMPACT FACTOR **0.447**      2013 JOURNAL IMPACT FACTOR WITHOUT SELF CITATIONS **0.175**

### Journal Impact Factor Trend 2013



### Rank by Journal Impact factor

Journals within a category are sorted in descending order by Journal Impact Factor (JIF) resulting in the Category Ranking below. A separate rank is shown for each category in which the journal is listed in JCR. Data for the most recent year is presented at the top of the list, with other years shown in reverse chronological order.

EDITION Science Citation Index Expanded (SCIE)	EDITION Science Citation Index Expanded (SCIE)																																																
CATEGORY ENGINEERING, ELECTRICAL & ELECTRONIC <b>203/248</b>	CATEGORY ENGINEERING, MULTIDISCIPLINARY <b>71/87</b>																																																
<table border="1"> <thead> <tr> <th>JCR YEAR</th> <th>JIF RANK</th> <th>QUART ILE</th> <th>JIF PERCENTILE</th> </tr> </thead> <tbody> <tr> <td>2013</td> <td>203/248</td> <td>Q4</td> <td>18.35</td> </tr> <tr> <td>2012</td> <td>208/243</td> <td>Q4</td> <td>14.61</td> </tr> <tr> <td>2011</td> <td>228/245</td> <td>Q4</td> <td>7.14</td> </tr> <tr> <td>2010</td> <td>224/247</td> <td>Q4</td> <td>9.51</td> </tr> <tr> <td>2009</td> <td>235/246</td> <td>Q4</td> <td>4.67</td> </tr> </tbody> </table>	JCR YEAR	JIF RANK	QUART ILE	JIF PERCENTILE	2013	203/248	Q4	18.35	2012	208/243	Q4	14.61	2011	228/245	Q4	7.14	2010	224/247	Q4	9.51	2009	235/246	Q4	4.67	<table border="1"> <thead> <tr> <th>JCR YEAR</th> <th>JIF RANK</th> <th>QUART ILE</th> <th>JIF PERCENTILE</th> </tr> </thead> <tbody> <tr> <td>2013</td> <td>71/87</td> <td>Q4</td> <td>18.97</td> </tr> <tr> <td>2012</td> <td>72/90</td> <td>Q4</td> <td>20.56</td> </tr> <tr> <td>2011</td> <td>86/90</td> <td>Q4</td> <td>5.00</td> </tr> <tr> <td>2010</td> <td>72/87</td> <td>Q4</td> <td>17.82</td> </tr> <tr> <td>2009</td> <td>73/79</td> <td>Q4</td> <td>8.23</td> </tr> </tbody> </table>	JCR YEAR	JIF RANK	QUART ILE	JIF PERCENTILE	2013	71/87	Q4	18.97	2012	72/90	Q4	20.56	2011	86/90	Q4	5.00	2010	72/87	Q4	17.82	2009	73/79	Q4	8.23
JCR YEAR	JIF RANK	QUART ILE	JIF PERCENTILE																																														
2013	203/248	Q4	18.35																																														
2012	208/243	Q4	14.61																																														
2011	228/245	Q4	7.14																																														
2010	224/247	Q4	9.51																																														
2009	235/246	Q4	4.67																																														
JCR YEAR	JIF RANK	QUART ILE	JIF PERCENTILE																																														
2013	71/87	Q4	18.97																																														
2012	72/90	Q4	20.56																																														
2011	86/90	Q4	5.00																																														
2010	72/87	Q4	17.82																																														
2009	73/79	Q4	8.23																																														

สอบถามข้อมูลการใช้งานเพิ่มเติม  
คุณยุพิน กาญจนารัตน์  
งานบริการช่วยการค้นคว้าและยืมระหว่างห้องสมุด  
E-mail : library@kmitl.ac.th